

ONE BUTTON CLEANING SYSTEM

Easy maintenance for enhanced durability



The Apixia EXL® PSP Scanner has an exclusive cleaning mode. Specially designed cleaning plates can be inserted into the PSP Scanner which allow for easy maintenance and long term durability.




Cleaning Plates



THE BEST PROTECTION AND COMFORT FOR EVERYONE



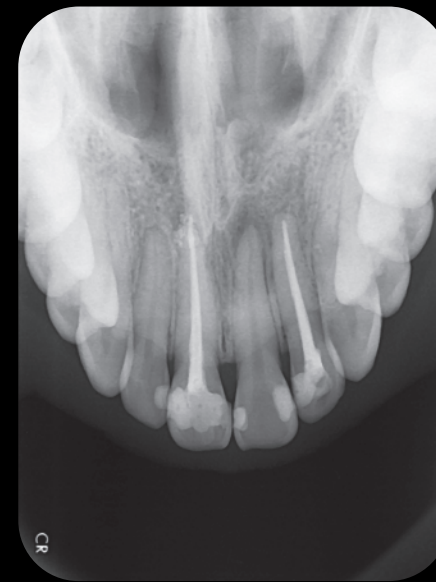
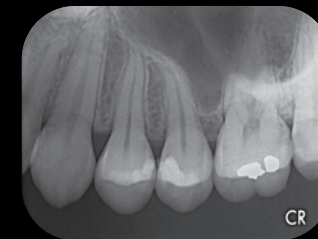
Plate Barrier Envelope
Made with environmentally friendly materials which avoid cross contamination and provide protection for the patient.



Plastic Plate Carrier



Plate Transfer Box
Provide protection, easy storage and transportation of phosphor plates.



WHY APIXIA?

- Small Tabletop Design
- High Resolution Scans Suit Any Diagnosis
- Exclusive Cleaning Mode Prolongs Device Durability
- USB & ETHERNET Connection with Powerful Imaging Software
- User Friendly Workflow
- Value-Priced for Any Dental Practice

EXL® PSP SCANNER DIGITAL DENTAL RADIOGRAPHY IMAGING SYSTEM

minimum size. maximum performance.



Apixia Corporation Company Address: 7F-1, 128, Sec.2, Dunhua S. Rd., Da-An Dist., Taipei City Taiwan R.O.C.
Office: +886-2-27022608 Fax: +886-2-27554919 Email: sales@apixia.asia www.apixia.com

Apixia Inc. Company Address: 18688 San Jose Ave. Industry, CA 91748 USA
Office: +1-626-810-9201 Fax: +1-626-810-9207 Email: info@apixia.com www.apixia.net

Apixia Japan Company Address: 1324, Ooida, Daian-cho, Inabe-shi, Mie-ken 511-0274, Japan
Office: +81-594-41-3080 Fax: +81-594-41-3081 Email: sales3@apixia.asia www.apixia.co.jp



TECHNICAL SPECIFICATIONS

COMPUTER REQUIREMENTS*

Windows 11/Windows 10/Windows 7 (32/64-bit)

USB 2.0/3.0 Port

CD/DVD Drive

*Computer not included

EXL® PSP SCANNER SPECIFICATIONS

Dimensions 214 mm x 170 mm x 266 mm

Weight 5.1 kg

Voltage AC 100-240V, 50-60Hz

Theoretical Resolution 22 lp/mm

Scan Time About 10 seconds

Connection Type USB 2.0 /USB 3.0 /Ethernet

Plate Sizes Size #0, #1, #2, #3, #4

Plate Erasing Automatic

Software TWAIN Compatible / DICOM 3.0

EASY AND CONVENIENT WORKFLOW

User friendly workflow which provides instant high quality images.



SMART AND SIMPLE TOP-LOADING DESIGN

Special top-loading design allows for easy image scanning.

Just insert and scan any size plate for any type of clinical situation.

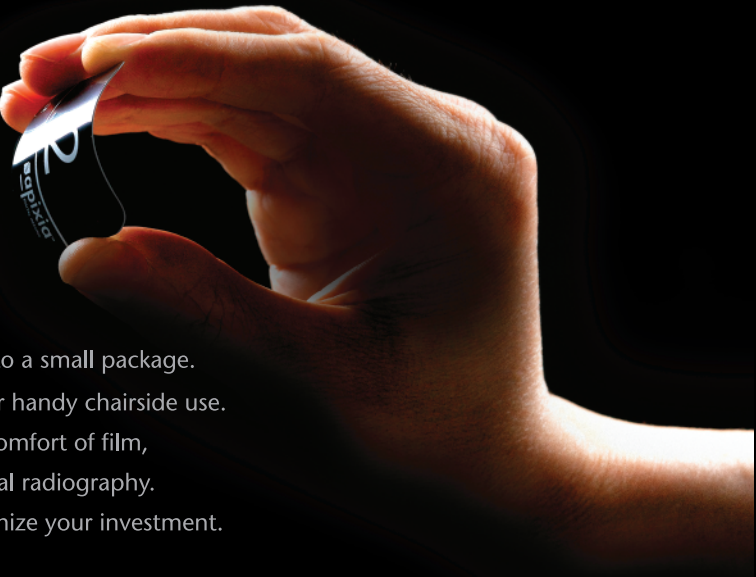
Quick and easy scanning for easy image viewing on a computer display.




INTELLIGENT

CREATE INFINITE POSSIBILITIES

The Apixia EXL® PSP Scanner packs tremendous imaging power into a small package. It is tiny enough to fit into the most crowded dental operatories for handy chairside use. Imaging with Phosphor plates offers all the flexibility and patient comfort of film, combined with the immediacy and environmental benefits of digital radiography. Phosphor plates are reusable a countless number of times to maximize your investment.



PHOSPHOR PLATE 5 optional plate sizes allows for optimum size selection for each patient



SIZE 0 35x22mm




SIZE 1 40x24mm



SIZE 2 41x31mm

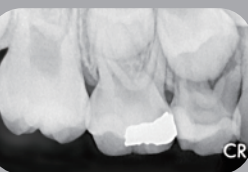


SIZE 3 54x27mm

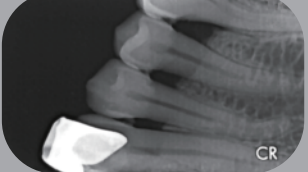


SIZE 4 76x57mm

HIGH QUALITY IMAGES FOR DAILY DIAGNOSIS



Pediatric use



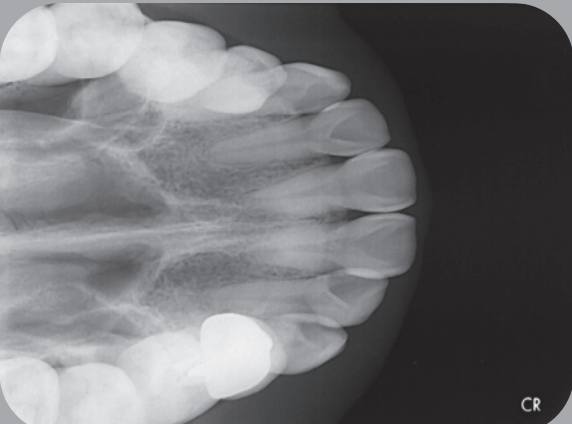
Anterior, Posterior Adults & Children



Endo, Bite Wing, Periapical



Posterior Adults

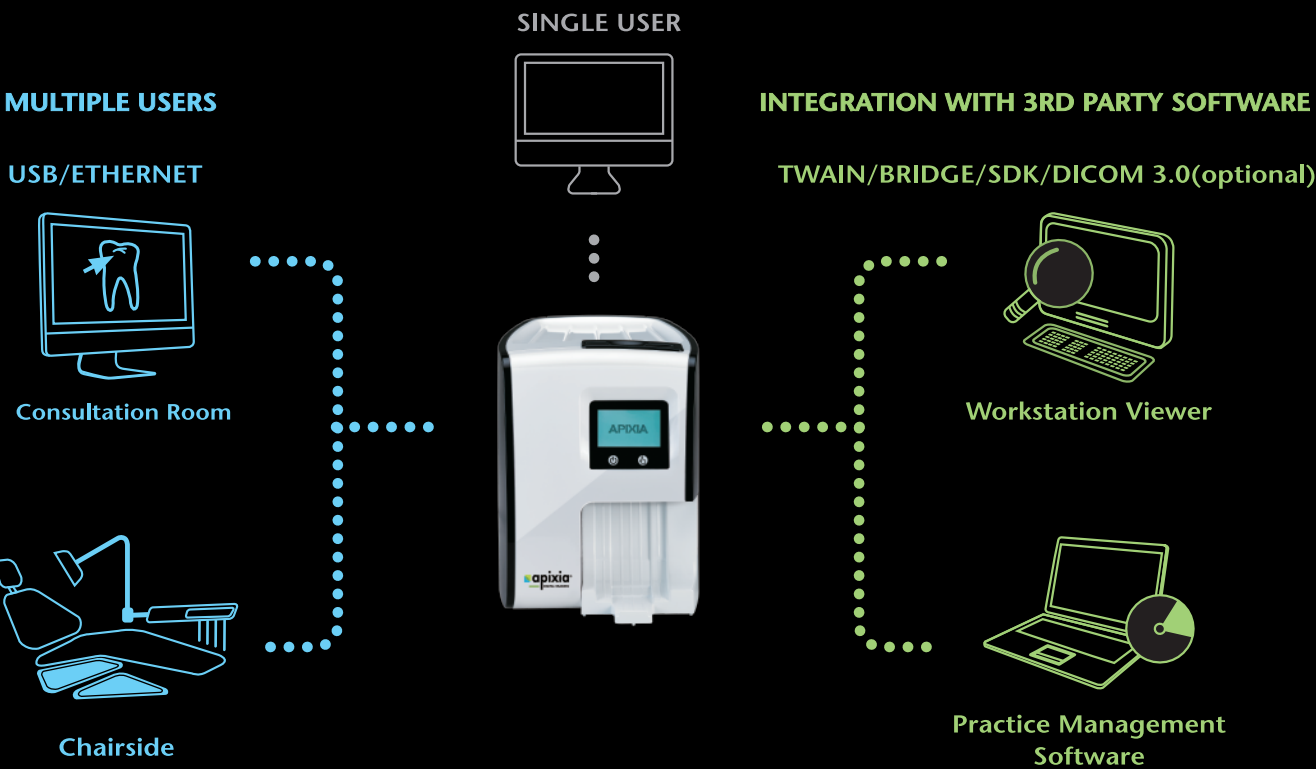


Occlusion and Sinus

INTUITIVE

WORK AT ANYTIME, ANYWHERE YOU WANT

The Apixia EXL® PSP Scanner can be connected by either USB or ETHERNET. The scanner is suitable for any size clinic and also is supported by a wide variety of 3rd party software. Apixia PSP Digital Imaging Software can be easily networked and user friendly. Helpful built-in features make your treatment faster and more accurate.



INTERFACE

The software delivers dozens of powerful features, presented with simplicity and technological elegance that make the system a snap for every user.

